

UBBL09-01

Technical Datasheet



Features

- Flexible dual mode output voltage
- SmartCircuit Technology - communication with host and charge equipment
- Accurate state-of-charge display for each side of the battery
- Rugged, military tough case construction can handle severe environments
- High energy density solution in the Ultralife UBI-2590 family

Applications

- Rugged, portable electronics
- Robotics / AUVs / UUVs
- Military communication devices
- AN/PRC-117G, AN/PRC-117F, AN/PRC-119, AN/PSC-5D

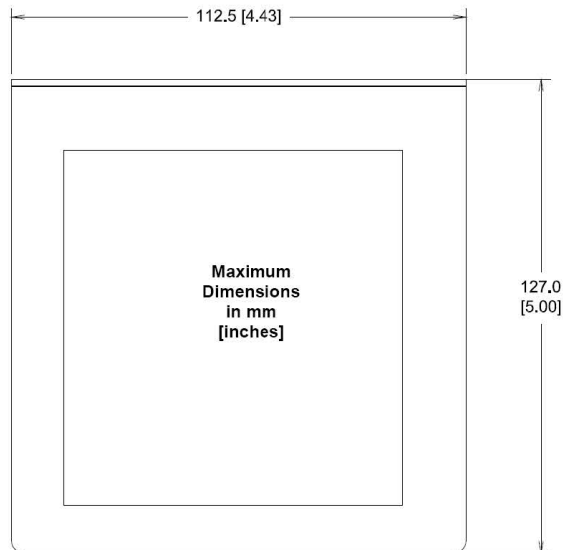
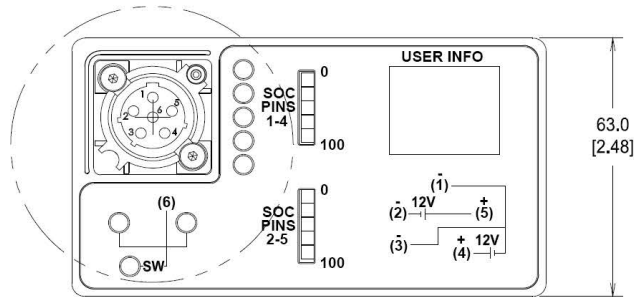
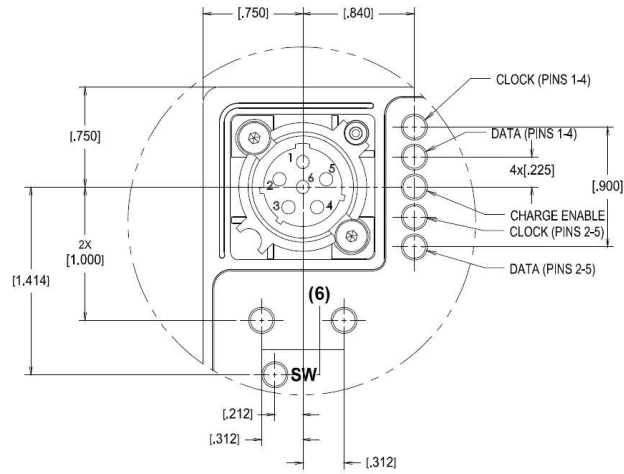
Optional Accessories

- CA0003: Vehicle Adapter
- CA0006: 15/30V, 2 Conductor Cable
- CA0007: 15/30V 2 Conductor Cable
- CA0008: 15/30V, 4 Conductor Cable
- UCA0039: Shielded Smart Cable
- UCA0114: Low Profile Smart Cable
- CH0014: COTS Desktop Charger
- UCH0057: Smart Charger
- UCH0057-01: Smart Charger (can set battery to 20% state-of-charge for shipment by air)

Technical Specifications

Part No.	UBBL09-01	
Voltage Range	24V Mode:	15.0 to 25.2V
	12V Mode:	7.5 to 12.6V
Nominal Voltage	24V Mode:	21.6V
	12V Mode:	10.8V
Capacity	Nominal ¹	24V mode: 11.6Ah 12V mode: 23.2Ah
	Minimum ¹ :	24V mode: 11.0Ah 12V mode: 22.0Ah
Max. Continuous Discharge	24V Mode:	10.0A
	12V Mode:	20.0A
Max. Pulse Discharge²	24V Mode:	18.0A
	12V Mode:	36.0A
Energy¹	250Wh	
Energy Density	185Wh/kg, 278Wh/l	
Weight	1350g, 3.0lbs	
Cycle Life³	> 300 cycles	
Operating Temperature	-32°C to +60°C discharging, -20°C to +50°C charging	
Storage Temperature	-20°C to +50°C	
Self-Discharge @ +23°C	<10% per month	
Exterior/Housing	Hard plastic (Noryl N190X-701)	
Color	Black	
Terminals/Connector	Connector SC-C-179495	
Communications	Physical layer:	SMBus v1.1
	Protocol:	SBD v1.1 compliant
State of Charge Indicator	5-segment LCD display	
Harmonized Tariff Schedule	8507.60.0020	
Protection	Over Voltage:	4.30V (per cell)
	Under Voltage:	2.40V (per cell)
	Transient Currents:	23.0A > 15ms 30.0A > 305us
	Short Circuit	
	Overcharge Protection:	Up to 40V
	Thermal Cutoff Device:	Activates 70±5°C Resets 50±5°C
	Thermal Fuse:	Activates 93±5°C
Charging	Connect each side of the battery to a DC power source using correct polarity and apply a maximum voltage of 12.6V. Limit the current to the recommended rate of 3.0A and hold to 12.6V until the current declines to 300mA. Maximum charge rate is 4.8A.	
Safety	Material Safety Datasheet - MSDS041 Refer also to Safety Guide UBM-5112	
Certifications	Designed to meet MIL-PRF-32383	
Transportation	UN 3480 Dangerous Goods Class 9, Total Energy >100Wh, <300Wh. If packed in or with equipment (UN 3481) contact Ultralife for guidance or other questions. UN Testing Summary - UNTS-0271	
Harmonized Tariff Schedule	8507.60.0000	
Notes	<ol style="list-style-type: none"> 1. Using a C/5 discharge rate at +25°C. 2. Load has a pulse width of 5 seconds with a total period of 30 seconds. 3. Number of consecutive 2A rate discharges while in 24V mode and recommended charges at 25±5°C until the battery reaches 80% of initial capacity. 	

Dimensions



Performance Graphs

