


CH5050A/E/U/C Dual Bay Simultaneous Smart Charger+Calibrator



The CH5050 is a standalone dual bay, simultaneous desktop smart, standard battery charger with the added ability to recharge or recalibrate the fuel gauge on two smart battery packs at the same time. It works with all Inspired Energy® brand “N-Series” smart standard packs and hybrids irrespective of size, shape, voltage, cell chemistry or capacity.

What's in the box?

1. One CH5050 dual bay desktop charger/calibrator unit
2. Two sets of three plastic spacers to modify the battery bays to suit your battery size
3. One 24V 2.5A DC power supply with universal mains input
4. One mains cable.

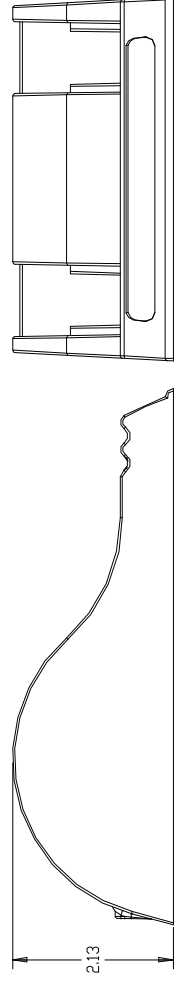
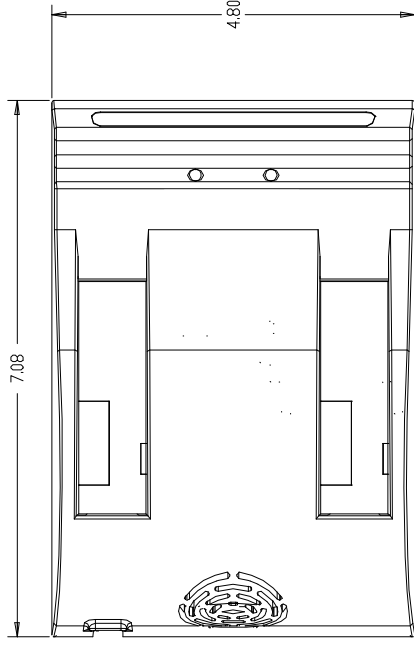
- North American chargers (CH5050A) are packed with a US 3-pin mains cord
- European chargers (CH5050E) are packed with a European 2-pin mains cord
- UK chargers (CH5050U) are packed with a UK 3-pin mains cord

Safety

1. Do not expose the charger or power supply to water or liquids; the case is not sealed.
2. Do not open the charger or power supply case; no user serviceable parts are inside.
3. Do not cover the fan exhaust or obstruct the airflow, this will cause overheating.
4. Use only the manufacturer's power supply and observe terminal polarity.
5. Place the charger in a cool spot, away from external heat sources
6. Caution - during recalibration the charger may become warm.

CH5050A/E/U/C Specification Summary

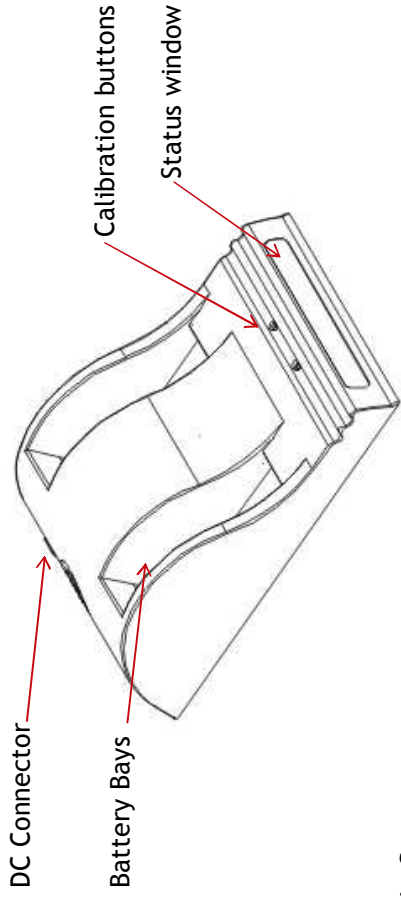
Weight:	360g / 12.7oz
Height:	58mm / 2¼"
Length:	180mm / 7"
Width:	122mm / 5"
Mating Connector:	5-blade standard battery connector
Communications Compliances.	System Management Bus Rev 1.0, Smart Battery Data Specification rev 1.0 and Smart Battery Charger specification Rev 1.0 compliant
Power Supply	90-260VAC, 24V, 2.5A DC, 119x38x60mm, 500g / 18oz UL listed, CE Compliant, CEC Compliant
Mains Cord	CH5050A - 110V N. American 3-pin connector CH5050E - 220V European 2-pin connector with ground recess CH5050U - 240V UK 3-pin connector



Inspired Energy 25440 NW 8th Place, Newberry, FL 32669
 US toll free: 1-888-5-INSPIRE (1-888-546-7747) Tel: 352 472 4855 Fax: 352 472 4859
www.inspiredenergy.com

Using your Charger

Place the charger on a flat, level surface away from sources of heat and moisture. Plug the DC connector from the power supply into the back of the charger and connect the power supply to the mains AC supply using the cable supplied. All the LEDs will flash momentarily to let you know that power is present.



Using the Plastic Spacers

Plastic spacers are supplied to assist in the correct insertion of all of the different sizes of smart standard packs. To insert a spacer, place the bottom of the spacer in the rear corner of the battery bay. Place a thumb on the top of the spacer and push it firmly towards the back of the charger. Correct insertion should be accompanied by a click as the guides lock into place. The cross reference of spacers to batteries is given below:

Thick “L” shaped spacer: NC2560, NI1030 & ND2017 Style
 Thin “L” shaped spacer: NJ1020 & NI2020 Style
 Flat spacer: NL2020 & NL2024

No spacer is required for the 204x or 205x ranges of batteries.

Charging

Place the battery into either battery bay ensuring that the 5-way connector is fully seated. The LEDs in the status window will provide status information and the charger will automatically begin charging.

LED Indication:

The status of the battery is indicated by the LEDs visible in the status window:

- * Green flashing: **Battery charging**
- Green solid: **Battery fully charged**
- * Blue flashing: **Battery in calibration mode**
- Blue solid: **Battery fuel gauge calibrated**
- * Red flashing: **Battery fuel gauge in need of recalibration**
- Red solid: **Error**

Recharge Time:

Each bay is completely independent & the CH5050 can charge two batteries simultaneously. Different battery packs require differing recharge times. The times given below are for a full charge from 0% state of charge & are valid for all variants and custom hybrids of each battery model. (For example the NJ1020HP has the same recharge time as the NJ1020.)

Battery Chemistry	Battery Model	Recharge Time (hours)	Recalibration Time (hours)
NiMH	NI1030, NJ1020	1.5	5 - 7
	NC2040, NC2560, ND2054	2.5	5 - 7
Li Ion	ND2053	3.5	30 - 35
	ND2057	2	9 - 11
	NF2040, NF2047	3	7 - 11
	NH2057, NH2054	5	18 - 24
	ND2017, NI2020, NI2040	3.5	10 - 13
	NL2020, NL2050	4	12 - 15
	NL2024, NL2044, NL2054	3	7 - 10

Recalibration Time

Recalibration consists of a charge, followed by a calibration discharge. Finally the battery is given a regular charge. A calibration cycle will be faster if the battery is fully charged to begin with. Recalibration time is governed by the battery voltage and capacity. Larger batteries, and lower voltage batteries will take longer to recalibrate. Calibration is initiated each time the button is pressed, so it is not recommended to press the recalibration button part way through the recalibration cycle.

What are the SMBus and the SBS?

The Smart Battery System defines the parameters that are stored by an SBS-compliant battery. These parameters include full battery status and fuel gauging information. The System Management Bus is the language by which these parameters are communicated between the battery, the charger and the host device. For full details of the SBS information available from your battery please refer to the battery specification sheet available at www.inspireenergy.com

How does the charger know what charge to deliver?

The CH5050 charger is capable of sensing and delivering an appropriate charge to all Inspired Energy “N-Series” NiMH and Li Ion standard battery packs. Upon inserting the battery into either bay, the battery communicates to the charger over the SMBus telling the charger what type of cell chemistry it is and what type of charge regime it needs. The CH5050 then configures its output to provide the charge regime requested by the battery. If no SMBus communications are issued from the battery, the charger interrogates the thermistor/resistor I.D. pin on the battery terminal and delivers an appropriate charge.

Compatibility

The CH5050 is fully compatible with all Inspired Energy® brand “N-Series” standard battery packs and their custom hybrids. It can recharge a 12V NiMH NJ1020 and a 3.6V ND2053 Li Ion battery at the same time. For optimum results we recommend using only Inspired Energy® brand smart batteries. For a full list of all compatible Inspired Energy batteries, please visit:

www.inspireenergy.com